













MON	TUE	WED	THU	FRI	SAT	SUN
			<p>Pashmina Pinsky 1 7.00pm - 8.30pm  £14pp</p>	2	<p>Beading Basics 3 11.00am - 4.00pm  £55pp</p>	4
5	<p>6 CLASS RESERVED FOR PARTY BOOKING</p>	7	<p>Charming Melee 8 7.00pm - 8.30pm  £16pp</p>	9	10 CLASS RESERVED FOR PARTY BOOKING	11
12	<p>Dot Dash 13 Chainmaille 7.00pm - 8.30pm  £19pp</p>	14	<p>Vintage Charm Necklace 15 7.00pm - 8.30pm  £16pp</p>	16	<p>Felt Flower Pin 17 11.00am - 2.00pm  £29pp includes all materials</p>	18
19	<p>Earring Essentials 20 7.00pm - 8.30pm  £16pp</p>	21	<p>Tin Cup 22 7.00pm - 8.30pm  £16pp</p>	23	<p>Timepiece 24 11.00am - 12.30pm  £14pp</p>	25
26	<p>Concertina 27 7.00pm - 8.30pm  £14pp</p>	28	<p>Circles Necklace 29 11.00am - 12.30pm  £14pp</p>	30	<p>Candy Cane 31 11.00am - 1.00pm  £14pp</p>	

<p><u>Candy Cane</u> £14.00pp (B)</p> <p>This longer length fun necklace is perfect for summer – lightweight, versatile and bang up-to-date. You will be taught the importance of balance and how to form neat loops for linked connections.</p> <p>You will need: 15-20 Acrylic 'gem' beads 16-21 Large sp/gp thick jumprings (one more than the number of acrylic beads you have) 1 x sp/gp toggle clasp</p> <p>All other findings will be provided</p>	<p><u>Circles</u> £14.00pp (B)</p> <p>A simple and extremely versatile way to make a pendant using smaller beads. We'll teach you how to wrap beautiful gemstone beads around a charm ring and form an useful bail.</p> <p>You will need: 13-17 x 4-6mm round gemstone beads 1 x sp twist charm ring 1 x sp chain</p> <p>All wires, findings etc will be provided</p>	<p><u>Pashmina Pinsv</u> £14.00pp (B)</p> <p>Adorn your scarves, shawls and paashminas with beautiful decorative beaded pins. In this fun class we have no set designs per se, but allow you to 'play'. We'll show you examples of different styles that can be made and you'll make at least 3 ornate pins.</p> <p>You will need: A Selection of beads with holes at least 0.8mm 10-20 x sp or gp spacer beads/beadcaps</p> <p>3 hatpin blanks and extra findings will be provided</p>
<p><u>Tin Cup Necklace</u> £16.00pp (B)</p> <p>The 'tin cup' necklace is the perfect piece to learn how to knot pearls and beads. By the end of this class you'll have learned how to knot pearls into position and end a threaded necklace. If we've time we'll also show you how to use your newly acquired skills to make beautiful matching earrings!</p> <p>You will need: 20 x 6mm-8mm freshwater pearls (Optional - 40 Swarovski 4mm bicone crystals) 2 x sp or gp clamshell ends Sp or gp clasp Sp or gp extension chain</p> <p>Thread, head pins, jumprings and earring hooks will be provided</p>	<p><u>Timepiece</u> £14.00pp (B/I)</p> <p>You'll use tigertail and your own choice of beads to create a one-of-a-kind watch. Dress it up with sparkly Preciosa crystal or create a more casual look with natural beads such as nut or wood.</p> <p>You will need: 5-6" worth of your choice of beads 1 x single loop watch face 1 x toggle clasp</p> <p>All other findings will be provided</p> <p>Please note: The number of beads you will need is dependent on how large you require the watch to be...if in doubt buying a few more means you won't be caught short!</p>	<p><u>Vintage Charm Necklace</u> £16.00pp (B)</p> <p>The ultimate in recycling! In this class you will use any bits and bobs of old, broken or sentimental jewellery and combine them with new beads. Add a sprinkling of creative magic and access to our vast treasure trove of vintage jewellery oddments and you'll leave with an absolute one-off necklace!</p> <p>You will need: Any old beads, broken link chain, brooches, single earrings etc... 20 x 4mm Czech glass faceted beads 1 x sp/gp medium link curb chain 3 x sp/gp medium jumpring (plain) 9 x sp or gp 8mm thick jumprings 1 x Large ornate jumpring sp/gp</p> <p>Please note: Vintage and modern oddments will be available to buy on the evening</p>
<p><u>Concertina Bracelet</u> £14.00pp (B)</p> <p>This class takes you through the techniques of Indian wrapped loops and the correct ending of an elasticated bracelet. This bracelet is a great way to showcase fabulous beads! Use glass beads for a contemporary look, plastic for a kitsch look or gemstones for a classic look....</p> <p>You will need: 1 x sp scrunchie chain bracelet 9-10 x Focal beads for the drops (8mm or larger and all around the same size)</p> <p>Elastic and all extra findings will be provided.</p>	<p><u>Earring Essentials</u> £16.00pp (B)</p> <p>Earrings are one of the easiest items of jewellery to make but their creation requires techniques which are fundamental skills. Learn about the many findings and components used to make earrings and see how quick it is to make a pair (or four)!</p> <p>You will need: 20 x sp or gp headpins 10 x Preciosa 4mm bicone beads 4 x 6mm glass pearl beads 2 x 8mm glass pearl beads A small selection of beads (in pairs) 1 x 16" Silver plated belcher chain</p> <p>All findings will be provided.</p>	<p><u>Felt Flower Pin</u> £22.50pp (B)</p> <p>Felt, combining the soft warmth of fine fibre with the decorative possibilities of colour and texture, is a perfect medium for creating stunning adornments. Using fine merino wool in a fabulous range of colours, you will learn how to lay out the fibres, apply wet felting techniques and finally mould your piece to create a unique flower pin. For the centre, you will be able to choose a focal bead of your choice before adding the pin that will complete your creation.</p> <p>(NB. that this class teaches you to make the actual felt as opposed to simply layering pre-made felt.)</p> <p>All materials will be provided.</p>
<p><u>Charming Melee</u> £16.00pp (B)</p> <p>In this class you'll learn the invaluable technique of wrapping 'indian' loops, how to open and close jumprings properly and end a corded necklace professionally. The end result is a perennially stylish, charm necklace</p> <p>You will need: 2 x 1m Satin Rattail in a colour of your choice 7-9 Focal Beads in various sizes 7-10 small accent beads (4mm-6mm) 14mm sp jumpring 2 x sp fold-over crimp ends 1 x sp toggle clasp Jumprings and extra headpins will be provided</p>	<p><u>Beading Basics</u> £55.00pp (B)</p> <p>Learn how to make jewellery basics – necklace, bracelet and earrings. Using different beading mediums, we'll teach you how to make a single strand beaded necklace, an elasticated bracelet and wired earrings. We'll teach you ending, tying off knots, creating loops and much more....</p> <p>You will need: 40cm – 50cm selection of beads for the necklace 15cm-20cm selection of beads for the bracelet (with 0.6mm holes or larger) 1cm-3cm paired selection of beads for the earrings</p> <p>All wires, findings etc will be provided</p>	<p><u>Dot Dash</u> £19.00pp (B/I)</p> <p>Learn how to make beautiful byzantine link chainmaille and wrap an Indian –loop. In this class we team the byzantine link with focal beads to create a wonderfully wearable and aesthetically pleasing piece. Beware...it will be the start of an addiction!</p> <p>You will need: 100 sp or gp 8mm thick jumprings 6 focal beads 1 x sp or gp trigger clasp</p> <p>All extra findings will be provided</p>
<p><u>Things you need to know:</u></p> <ul style="list-style-type: none"> - A minimum number of participants are required for a class to go ahead. Should we have to cancel a class for any reason you will be offered the choice of another class or a full refund. - Should you be unable to attend a class please contact us as soon as possible - we may be able to re-allocate your place and offer you a refund. Please note that classes cancelled with less than 48 hours before they are due to start will not be entitled to a refund. - All tools, beadmats etc will be supplied as will an individual light. However, if you wish to bring along your own tools etc please feel free. - Classes have sufficient time for most people to complete their pieces. For those who don't we're always available to help at other times - Please make sure you have all items needed for the class before the start of the class, which will begin promptly at 7.00pm. The shop is open from 6.45pm on class nights in case you need to buy last minute items. <p>KEY: sp – silver plated, gp – gold plated, B – beginners (suitable for complete novices) , I – intermediate (some beading experience beneficial/required)</p>		