




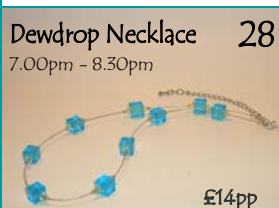



MON	TUE	WED	THU	FRI	SAT	SUN
			<p>1 Candy Cane 2 7.00pm - 8.30pm</p>  <p>£12pp</p>	3	4	5
6	7 No Class	8	<p>8 Tin Cup 9 7.00pm - 8.30pm</p>  <p>£16pp</p>	10	11	12
13	<p>13 Changle Bracelet 14 7.00pm - 8.30pm</p>  <p>£14pp</p>	15	<p>15 Earring Essentials 16 7.00pm - 8.30pm</p>  <p>£12pp</p>	17	18	19
20	<p>20 Masque Necklace 21 7.00pm - 9.00pm</p> <p>Picture coming soon</p> <p>£29pp - includes all materials</p>	22	<p>22 Pearlescence 23 7.00pm - 8.30pm</p>  <p>£14pp</p>	24	25	26
27	<p>27 Dewdrop Necklace 28 7.00pm - 8.30pm</p>  <p>£14pp</p>	29	<p>29 Vintage Drop Necklace 30 7.00pm - 8.30pm</p>  <p>£14pp</p>	31		

<p><b><u>Tin Cup Necklace</u> (Knotting – Beginners)</b> <b>£16.00pp</b></p> <p>The ‘tin cup’ necklace is the perfect piece to learn how to knot pearls and beads. Your teacher has knotted hundreds of necklaces and will show you how easy it actually is. By the end of this class you’ll have learned how to knot pearls into position and end a threaded necklace. If we’ve time we’ll also show you how to use your newly acquired skills to make beautiful matching earrings!</p> <p>You will need: 20 x 6mm–8mm freshwater pearls (Optional – 40 Swarovski 4mm bicone crystals) 2 x sp or gp clamshell ends Sp or gp clasp Sp or gp extension chain</p> <p>Thread, head pins, jumprings and earring hooks will be provided</p>	<p><b><u>Vintage Drop Necklace</u> (Beginners)</b> <b>£14.00pp</b></p> <p>The ultimate in recycling! In this class you will use any bits and bobs of old/broken/sentimental jewellery that you may have hidden away at home and combine them with new beads. Add a sprinkling of creative magic and access to our vast treasure trove of vintage jewellery oddments and you’ll leave with an absolute one-off necklace!</p> <p>You will need: Any old beads, broken link chain, brooches, single earrings... items that you were going to throw in the bin but popped in a drawer instead... 20 x 4mm Czech glass faceted beads 1 x sp/gp medium link curb chain 3 x sp/gp medium jumpring (plain) 1 x Large ornate jumpring sp/gp</p> <p><b>Please note: Vintage and modern oddments will be available to buy on the evening</b></p>	<p><b><u>Earring Essentials</u> (Beginners)</b> <b>£12.00pp</b></p> <p>Earrings are one of the easiest items of jewellery to make but their creation requires techniques which are fundamental for making many other pieces. You’ll learn about the many different findings and components used to make earrings and see how satisfactorily quick it is to make a pair that looks as good as you’d find in those high-end jewellers! Never go bare-lobed again!</p> <p>You will need: 1 x Pair 8mm (or larger) beads 6 x 4mm Swarovski bicones 4 x 6mm glass pearl beads 2 x 8mm glass pearl beads 1 x 16” Silver plated belcher chain</p> <p>All findings will be provided</p>
<p><b><u>Candy Cane</u> (Beginners)</b> <b>£14.00pp</b></p> <p>This longer length fun necklace is perfect for summer – lightweight, versatile and bang up-to-date. You will be taught the importance of balance and how to form neat loops for linked connections.</p> <p>You will need: 15–20 Acrylic ‘gem’ beads 16–21 Large sp/gp thick jumprings (one more than the number of acrylic beads you have) 1 x sp/gp toggle clasp</p> <p>All other findings will be provided</p>	<p><b><u>Knotty Weave</u> (Beginners)</b> <b>£14.00pp</b></p> <p>In this class you will thread large drill hole beads in a weave and knot design on woven cord to achieve a natural daytime look. Your finished necklace will be around 32–36” and can be worn doubled for a chunkier look</p> <p>You will need: 13–15 x Large Focal beads with large drill hole (to take one thickness of 1mm woven cord) 22–26 x Accent beads with large drill hole (to take one thickness of woven cord) 3m Woven cord, 1mm diameter</p> <p>All findings will be provided</p>	<p><b><u>Masque Necklace</u> (Beginners)</b> <b>£29.00pp</b></p> <p>This unique class uses fabulous focal and accent beads made especially for The Gallery Beadshop by Masque Beads whose stunning flame worked creations are real conversation pieces. We’ll use glass seed beads (vintage and new from Annie’s secret stash) in complementary colours and show you how to create a clustered multistrand focal necklace.</p> <p>All materials for this class will be provided. Masque bead sets are supplied on a first booked, first served basis...</p>
<p><b><u>Dewdrop Necklace</u> (Beginners)</b> <b>£14.00pp</b></p> <p>This is the stalwart of many a beading class, and for good reason – it’s one of the best ways to learn the fundamentals of necklace and bracelet making! You’ll learn about the importance of positioning, how to crimp and how to end a tigertail necklace using clamshell ends and crimps. The techniques you learn in this class can be used to make bracelets and adapted to make earrings.</p> <p>You will need: 20 x sp or gp Crimps (small size) 9 x Focal beads – 8mm or larger 18 x Swarovski 4mm bicone crystals 1 x sp or gp lobster clasp 1 x sp or gp extension chain 2 x sp or gp clamshell ends</p> <p>Tigertail and extra findings will be provided</p>	<p><b><u>Changle Bracelet</u> (Beginners)</b> <b>£12.00pp</b></p> <p>A great way to get started making jewellery. Create a super simple yet highly attractive ‘Victoriana’ style elasticated bracelet with a pretty chain charm drop. You’ll learn how to correctly tie the elastic and how to create an Indian loop.</p> <p>You will need: 12–15 large (12–20mm) beads 15–20 sp or gp spacer beads 1 x sp or gp Belcher chain 16” Elastic, headpins and petal cap will be provided</p>	<p><b><u>Pearlescence</u> (Knotting–Beginners/Intermediate)</b> <b>£14.00pp</b></p> <p>We’ve all seen them – fabulous scarves of pearls adorning jeweller’s window displays. Now you can make your own for a fraction of the cost and in a colour scheme of your choice. If you like you can even add some gemstones...just substitute 8” of pearls for a selection of 4–6mm gemstones. Basic pearl knotting will be taught on this class.</p> <p>You will need: 3–4 x 16” strands of pearls – all same colour is fine but mixed sizes and colours add texture &amp; interest 2 x larger feature pearls/gemstones for the ends</p> <p>Needles, thread and findings will be provided</p>
<p><b><u>Things you need to know:</u></b></p> <ul style="list-style-type: none"> <li>– A minimum number of participants are required for a class to go ahead. Should we have to cancel a class for any reason you will be offered the choice of another class or a full refund.</li> <li>– Should you be unable to attend a class please contact us as soon as possible – we may be able to re-allocate your place and offer you a refund.</li> <li>– All tools, beadmats etc will be supplied as will an individual light. However, if you wish to bring along your own tools etc please feel free.</li> <li>– Classes have sufficient time (and sometimes over-run) for most people to complete their pieces. For those who don’t we’re always available to help at other times</li> <li>– Please make sure you have all items needed for the class before the start of the class.</li> </ul>		

Key: sp – silver plated, gp – gold plated