








Classes Spring/Summer 2019

	<p><u>Dewdrop Illusion Necklace</u> £20pp Wednesday 24.04.19 6.30pm–8.30pm</p> <p>This is one of the best ways to learn the fundamentals of necklace and bracelet making. You'll learn about components, positioning, how to crimp and how to end a tigertail necklace using clamshell ends. Tigertail and findings will be provided.</p> <p>You will need: 9 x focal beads – 8mm or larger 18 x Preciosa 4mm bicone crystals</p>
	<p><u>Byzantine Earrings</u> £20pp Wednesday 08.05.19 7.00– 9.00pm</p> <p>In this class you'll learn to create the beautiful byzantine chainmaille link. We'll also teach you to create wrapped loops to securely attach your chosen beads to the bottom of your byzantine section to complete your earrings. Any extra findings are provided.</p> <p>You will need: 2 x SP 2" head pins, 28 x 7/8mm SP jump rings Pair of earwires 4x 4mm SP jump rings 2 x beads of your choice</p> <p>Any extra findings and all tools will be provided.</p>
	<p><u>Pearl Knotting</u> £29pp Sunday 12.05.19 12noon–3.30pm</p> <p>We've all seen them – fabulous scarves of pearls adorning jeweller's window displays. Now you can make your own for a fraction of the cost and in a colour scheme of your choice. Basic pearl knotting will be taught on this class. Findings and thread will be provided.</p> <p>You will need: 3-4 x 16" strands of pearls – all same colour fine but mixed sizes and colours add texture & interest 2 x larger feature pearls/gemstones for the ends.</p>
	<p><u>Mobius Bracelet</u> £20pp Wednesday 22.05.19 7 .00pm – 9.00pm</p> <p>A great technique for learning chainmaille – it makes inexpensive jumpings look like more expensive feature sections. You'll learn how to wrap loops too. All wire will be provided.</p> <p>You will need: 28 x 10mm jumpings 16 x 5mm jumpings 1 x toggle clasp 6 x Beads – flat work well</p>
	<p><u>Pretty Weave Set</u> £20pp Wednesday 05.06.19 6.30pm – 8.00pm</p> <p>You'll learn how to make a weave style necklace incorporating beads of your choice. You can make it dramatic, bold, long, simple, pretty – whatever you want! We'll also show you how to make matching earrings. All wire and findings will be provided.</p> <p>You will need: 7-9 x 8mm or larger focal beads 14-18 x 4mm accent beads 30-40 x 2/3mm accent beads</p>

	<p><u>Tin Cup Necklace</u> £20pp Wednesday 12.06.19 6.30pm – 8.30pm</p> <p>The 'tin cup' necklace is the perfect piece to learn how to knot pearls and beads. By the end of this class you'll have learned how to knot pearls into position and end a threaded necklace. If we've time we'll also show you how to use your newly acquired skills to make beautiful matching earrings! Any extra findings will be provided</p> <p>You will need: 19x6mm-10mm freshwater pearls (approx) (Optional - 38 Preciosa 4mm bicone crystals) Griffin Thread (Silk or Nylon) with needle size dependent on pearl drill holes</p>
	<p><u>Tangled Jewellery</u> £20pp Wednesday 19.06.19 7.00pm-9.00pm</p> <p>A great way to showcase spectacular beads. This class allows you to create sculptural wire pieces of miniature art. Take one-off or special beads and use a wire-wrapping technique to 'frame' them. All wire will be provided</p> <p>You will need: Pair of ear wires 3 x beads of your choice, 2 smaller for earrings</p>
	<p><u>Beading Basics</u> £49pp Sunday 23.06.19 12noon -4.30pm</p> <p>Learn how to make jewellery basics – necklace, bracelet and earrings. Using different beading mediums, we'll teach you how to make a single strand beaded necklace, an elasticated bracelet and wired earrings. We'll teach you ending, tying off knots, creating loops and much more.... In fact, you get 30 minutes for lunch as it's pretty full on! All wires and findings will be provided</p> <p>You will need: 40cm-50cm selection of beads for the necklace 15cm-20cm selection of beads for the bracelet 1cm-3cm paired selection of beads for the earrings</p>
<p>PRIVATE BEADING CLASSES AVAILABLE</p>	<p>We offer private group classes, one-to-one tuition and mentoring consultations. Have a get together with up to 4 friends/colleagues and we can tailor a class or offer one of our standard classes. You can even bring bubbly for halfway through the class – any earlier and the beading might get a little more difficult! Pop into the shop or give us a phone to discuss!</p>

THINGS YOU NEED TO KNOW:

- A minimum number of participants are required for a class to go ahead. Should we have to cancel a class for any reason you will be offered the choice of another class or a full refund.
- Should you be unable to attend a class please contact us as soon as possible - we may be able to re-allocate your place and offer you a refund. Please note that classes cancelled with less than 48 hours before they are due to start will not be entitled to a refund.
- All tools, bead mats etc. will be supplied.
- Classes have sufficient time (we'll overrun a little if need be) for most people to complete their pieces. For those who don't we're always available to help at other times
- Please make sure you have all items needed for the class before the start of the class, which will begin promptly. The shop is open from 5 minutes before classes start in case you need to buy *last minute* items.
- Occasionally classes overrun a little as we like to make sure everybody gets to learn the techniques. Please be aware of this when paying for parking, arranging to be picked up etc.

KEY: sp – silver plated, gp – gold plated,